

Scaled data based on original data using
LM-79-08 Approved Method: Electrical and Photometric Measurements of Solid-
State Lighting Products

Test Report Prepared for
Cooper Lighting Solutions
(formerly Eaton)

Brand: STREETWORKS

Report Number: P652983

Luminaire Tested: **GLAN-SA7C-840-U-AFL-GRSWH**

Issue Date: 5/27/2021

Test Information

Test Method: LM-79-08
Report Number: P652983
TEST IS SCALED FROM IESNA LM-79-08 TEST DATA (G3-2011-057-28)
Test Lab: INNOVATION CENTER
Issue Date: 5/27/2021
Manufacturer: COOPER LIGHTING SOLUTIONS (FORMERLY EATON)
Product Line: STREETWORKS
Catalog Number: GLAN-SA7C-840-U-AFL-GRSWH
Description: GALLEON AREA AND ROADWAY LUMINAIRE
(7) 80 CRI, 4000K, 1050mA LIGHTSQUARES WITH 16 LEDS EACH AND AUTOMOTIVE
FRONTLINE OPTICS WITH WHITE GLARE REDUCTION SHIELD
Light Source: -
Ballast/Driver: ELECTRONIC DRIVER

Summary

Lumens per Lamp: N/A
Luminaire Lumens: 37161.3 lumens
Efficiency: N/A
Efficacy: 98.6 lumens/watt
Luminous Opening: Rectangular (W 1.5' x L: 1.5' x H: 0')
IES Classification: Type II - Short
BUG Rating: B3 - U0 - G3

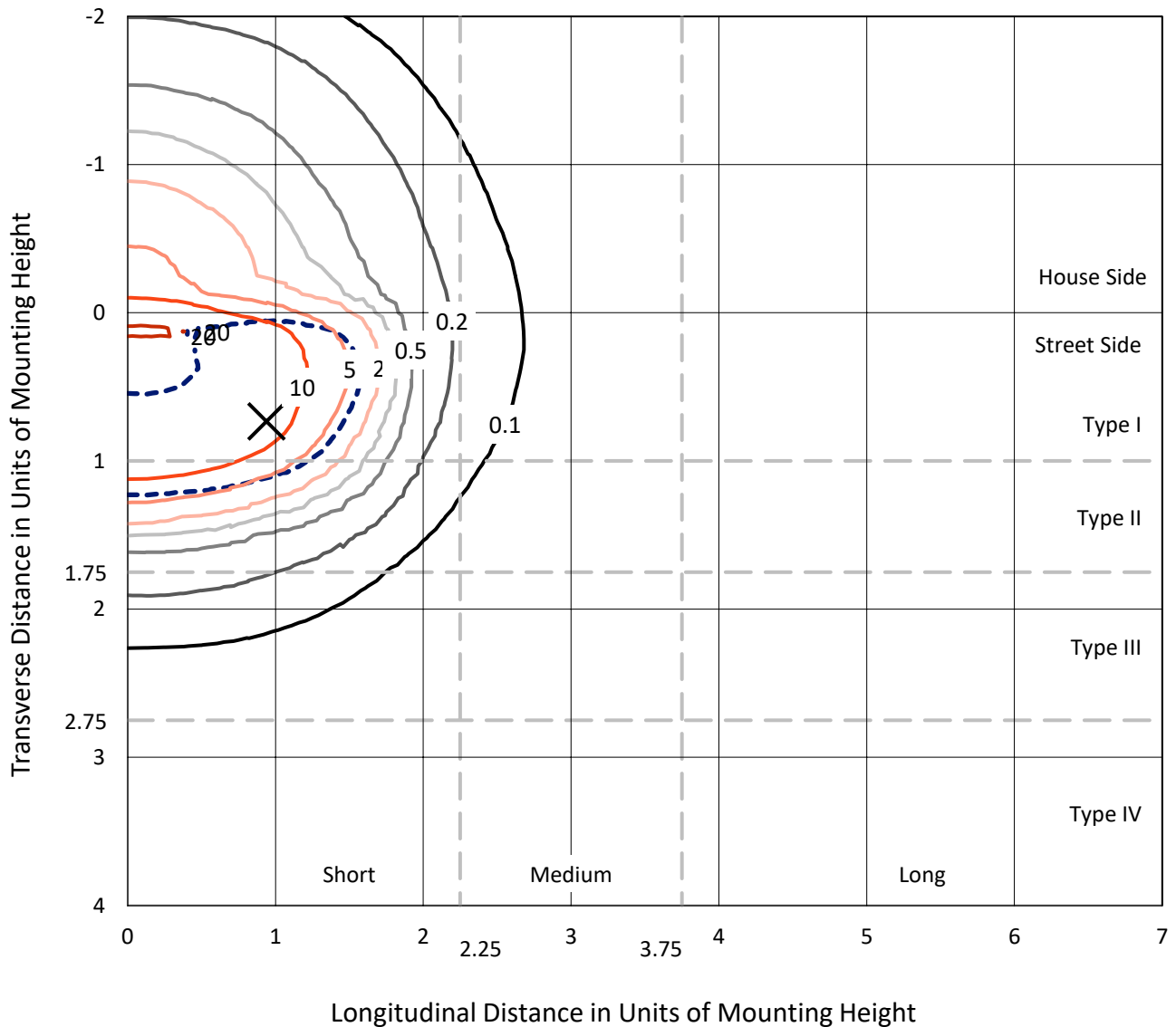
Input Watts (W): 377
Input Voltage (V): NR
Input Current (Ain): NR
Voltage Rise (V): NR
Power Factor: NR
Total Harmonic Distortion (THDi): NR
Frequency (hertz): 60
Stabilization Time: NR
Operation Time: NR
Ambient Temperature (°C): NR
Test Distance: 24 FT



REPORT NUMBER: P652983
 CATALOG NUMBER: GLAN-SA7C-840-U-AFL-GRSWH

Iso-Footcandle Lines of Horizontal Illumination

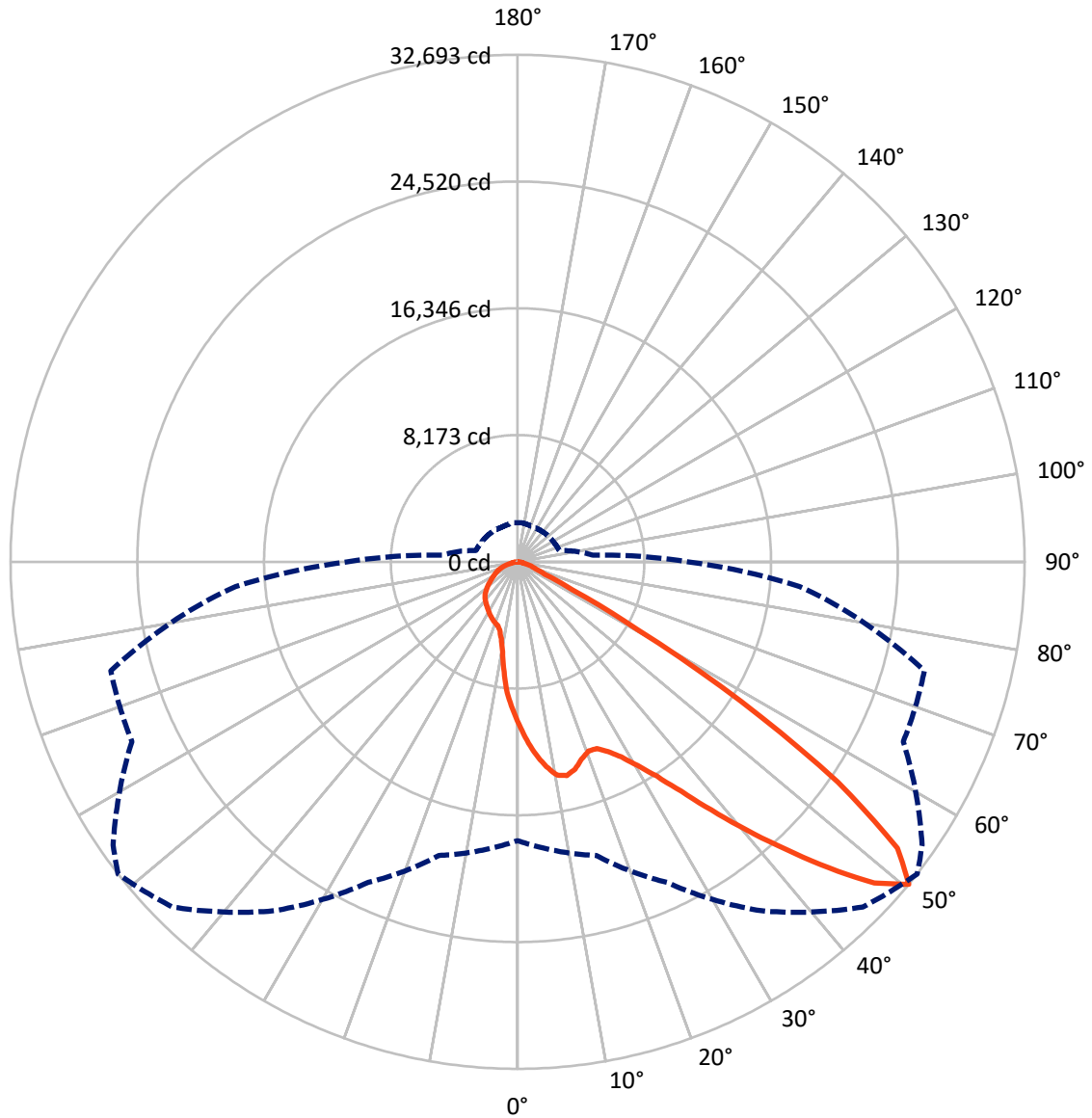
✕ Max cd
 - - - 1/2 Max cd



Based on 25 foot mounting height. Maximum calculated value = 21.4 fc
 Type II - Short - N/A

REPORT NUMBER: P652983
CATALOG NUMBER: GLAN-SA7C-840-U-AFL-GRSWH

Luminous Intensity Polar Plot



— Vertical Plane Through 52-Deg Lateral - - - Horizontal Cone Through 50-Deg Vertical

REPORT NUMBER: P652983
 CATALOG NUMBER: GLAN-SA7C-840-U-AFL-GRSWH

FLUX DISTRIBUTION:

		Downward	Upward	Total
House Side	Lumens	6985.4	0.0	6985.4
	% Fixture	18.8	0.0	18.8
Street Side	Lumens	30175.8	0.0	30175.8
	% Fixture	81.2	0.0	81.2
Total	Lumens	37161.3	0.0	37161.3
	% Fixture	100.0	0.0	100.0

ZONAL LUMENS:

Zone	Lumens	% Fixture
0°-10°	965.5	2.6
10°-20°	2587.8	7.0
20°-30°	4359.0	11.7
30°-40°	7314.7	19.7
40°-50°	11189.7	30.1
50°-60°	8158.2	22.0
60°-70°	1815.6	4.9
70°-80°	654.9	1.8
80°-90°	115.9	0.3
90°-100°	0.0	0.0
100°-110°	0.0	0.0
110°-120°	0.0	0.0
120°-130°	0.0	0.0
130°-140°	0.0	0.0
140°-150°	0.0	0.0
150°-160°	0.0	0.0
160°-170°	0.0	0.0
170°-180°	0.0	0.0
0°-90°	37161.3	100.0
0°-180°	37161.3	100.0

Coefficient of Utilization

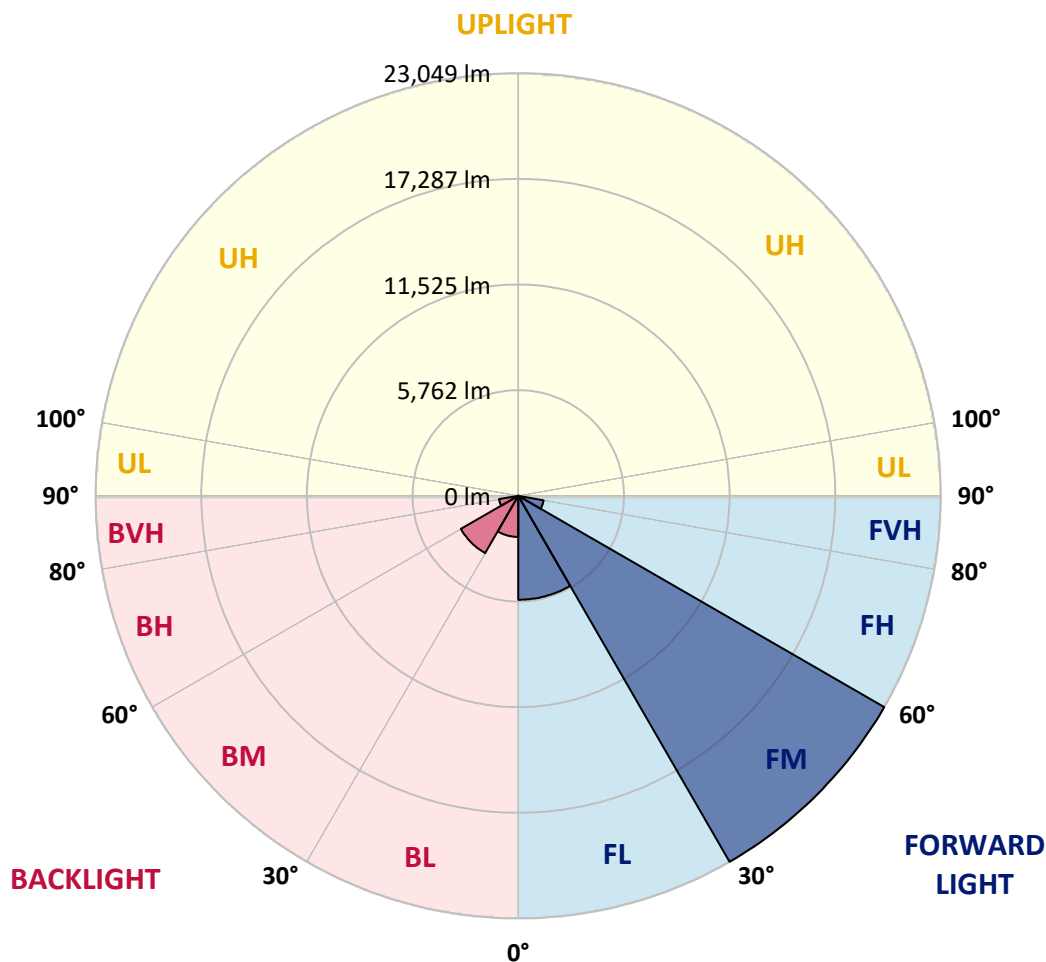


REPORT NUMBER: P652983
 CATALOG NUMBER: GLAN-SA7C-840-U-AFL-GRSWH

LUMINAIRE CLASSIFICATION SYSTEM LUMEN TABLE AND BUG RATING:

Zone	Lumens	% Fixture	Zone Rating/Lumen Limit		
			B	U	G
FL (0°-30°)	5668.4	15.3			
FM (30°-60°)	23049.3	62.0			
FH (60°-80°)	1406.2	3.8			G1/1800
FVH (80°-90°)	52.0	0.1			G1/100
BL (0°-30°)	2243.9	6.0	B3/2500		
BM (30°-60°)	3613.3	9.7	B3/5000		
BH (60°-80°)	1064.3	2.9	B3/2500		G3/2500
BVH (80°-90°)	64.0	0.2			G1/100
UL (90°-100°)	0.0	0.0		U0/0	
UH (100°-180°)	0.0	0.0		U0/0	

BUG Rating: B3-U0-G3
 Type II Short





REPORT NUMBER: P652983

CATALOG NUMBER: GLAN-SA7C-840-U-AFL-GRSWH

CANDELA DISTRIBUTION (FULL):

	0°	5°	15°	25°	35°	45°	52°	55°	65°	75°	85°
0°	10475.2	10475.2	10475.2	10475.2	10475.2	10475.2	10475.2	10475.2	10475.2	10475.2	10475.2
2.5°	12333.7	12096.4	12123.2	11953.0	11769.5	11715.7	11527.6	11348.5	11214.1	10927.4	10663.2
5°	13480.2	13408.6	13301.1	13166.7	13027.8	12687.5	12494.9	12271.0	11778.4	11335.0	10896.1
7.5°	13645.9	13632.4	13690.7	13690.7	13739.9	13610.1	13336.9	13180.2	12656.1	11935.1	11120.0
10°	12481.5	12521.8	12804.0	13171.2	13681.7	14035.5	13990.7	13950.4	13377.2	12392.0	11384.3
12.5°	11554.4	11464.8	11630.6	11944.1	12709.9	13565.3	14143.0	14147.5	13999.7	13122.0	11576.9
15°	11030.5	11093.2	11138.0	11285.7	11863.5	12853.3	13869.9	14169.9	14819.3	13637.0	11881.4
17.5°	11366.4	11155.9	11147.0	11182.8	11478.3	12221.7	13363.7	13878.8	15267.1	14299.8	12257.6
20°	11805.3	11800.7	11675.4	11630.6	11626.2	12288.9	13032.4	13731.0	15504.5	15159.6	12638.2
22.5°	12575.6	12575.6	12369.5	12271.0	12060.5	12602.4	13077.1	13551.9	15898.6	15750.8	12821.9
25°	13865.3	13654.9	13301.1	13059.2	12938.3	13130.9	13551.9	13977.3	16243.4	16377.8	13202.5
27.5°	15056.6	14725.2	14550.6	14134.1	13972.8	13860.9	14246.0	14676.0	16646.5	17354.1	13408.6
30°	16409.1	16350.9	16037.4	15500.0	15101.4	14895.4	15249.2	15674.6	17385.4	18352.8	13883.2
32.5°	18827.5	18299.1	17873.6	17215.3	16565.8	16127.0	16476.3	16758.4	18612.5	19396.2	14402.8
35°	21438.4	21268.3	20533.8	19347.0	18352.8	17958.6	18164.7	18375.2	20041.2	20990.6	15276.1
37.5°	24004.6	23771.7	23167.1	22168.4	20959.2	20157.6	20305.4	20551.7	21644.5	23140.3	16342.0
40°	25849.7	25563.1	25258.6	25110.8	23910.6	22813.3	22728.3	22790.9	23812.1	25155.6	17524.3
42.5°	25984.1	26337.9	26432.0	27027.6	26745.4	25845.3	25321.2	25334.7	25881.1	27148.5	18720.0
45°	25702.0	25375.0	26069.1	27694.9	28626.4	29047.4	28165.1	28053.2	27161.9	28303.9	19315.7
47.5°	22741.6	22831.2	24004.6	26575.3	29266.8	31147.8	30941.7	30570.0	27847.1	28263.7	19221.6
50°	17976.5	18518.5	19606.7	22808.8	27475.4	31479.2	32692.9	31832.9	27439.6	27152.9	18263.2
52.5°	11971.0	12194.8	12911.5	17045.1	22092.3	28138.3	30677.5	30874.6	27063.4	25697.5	17049.5
55°	5329.4	5311.5	6319.1	8903.2	13860.9	21411.6	25066.0	26266.2	25616.9	24215.1	15867.2
57.5°	2257.2	2333.3	2745.3	3847.0	6816.2	12920.4	16982.4	18034.8	19700.8	19884.4	12172.5
60°	1527.2	1536.1	1648.1	1925.7	2852.8	6068.3	8907.7	10170.6	11361.9	11281.3	6458.0
62.5°	1200.2	1231.6	1316.7	1428.6	1692.8	2754.3	3985.8	4689.0	4765.1	4008.2	2449.7
65°	1025.6	1030.1	1115.2	1209.2	1325.7	1603.3	1921.3	1957.1	1979.5	1907.8	1800.3
67.5°	846.5	855.4	922.6	1030.1	1137.5	1227.1	1316.7	1361.5	1464.4	1666.0	1639.1
70°	671.8	685.2	743.4	833.0	931.5	985.2	1097.3	1137.5	1231.6	1388.3	1451.1
72.5°	510.6	515.0	564.3	627.0	716.5	770.3	864.4	909.1	971.9	1106.2	1164.4
75°	367.3	380.6	416.5	447.8	461.3	497.1	586.7	636.0	725.5	783.7	788.2
77.5°	192.6	201.5	210.5	210.5	255.2	322.4	380.6	407.5	470.2	515.0	492.7
80°	76.1	80.7	103.0	138.8	179.1	232.9	273.2	286.6	340.4	367.3	380.6
82.5°	44.8	49.3	67.2	98.6	129.9	165.7	197.0	210.5	246.3	277.7	286.6
85°	22.4	26.9	40.3	62.7	85.1	103.0	98.6	94.0	94.0	89.6	94.0
87.5°	9.0	9.0	13.5	13.5	13.5	17.9	22.4	22.4	22.4	26.9	26.9
90°	0.0	0.0	0.0	0.0	0.0	0.0	0.0	0.0	0.0	0.0	0.0



REPORT NUMBER: P652983

CATALOG NUMBER: GLAN-SA7C-840-U-AFL-GRSWH

CANDELA DISTRIBUTION (continued):

	90°	95°	105°	115°	125°	135°	145°	155°	165°	175°	180°
0°	10475.2	10475.2	10475.2	10475.2	10475.2	10475.2	10475.2	10475.2	10475.2	10475.2	10475.2
2.5°	10488.6	10309.5	10143.7	9839.2	9507.8	9413.7	9028.6	8889.8	8791.2	8674.8	8639.0
5°	10542.4	10304.9	9772.0	9158.5	8670.3	8043.3	7631.3	7187.9	6865.5	6784.9	6762.5
7.5°	10654.3	10246.7	9328.6	8401.6	7402.9	6552.0	5902.6	5553.3	5244.3	5226.4	5195.0
10°	10779.7	10072.1	8845.0	7389.4	6113.1	5324.9	4935.2	4783.0	4706.9	4689.0	4680.0
12.5°	10882.7	10036.2	8303.1	6404.2	5199.5	4724.8	4608.3	4594.9	4626.3	4635.3	4653.2
15°	10927.4	9892.9	7649.2	5521.9	4630.7	4456.0	4505.3	4559.1	4581.5	4639.7	4594.9
17.5°	11012.6	9709.3	6843.1	4823.3	4312.7	4344.1	4429.2	4491.9	4527.8	4568.1	4509.9
20°	11057.4	9543.6	6086.2	4406.8	4200.8	4259.0	4375.5	4424.8	4469.5	4487.4	4420.2
22.5°	11017.0	9203.2	5419.0	4070.9	4093.3	4169.4	4272.4	4326.2	4299.4	4227.7	4187.3
25°	10909.5	8724.0	4724.8	3856.0	3941.1	4075.4	4156.1	4115.7	4066.5	4026.1	4012.7
27.5°	10905.1	8137.3	4223.2	3658.9	3811.2	3994.8	3967.9	3932.1	3954.5	3923.2	3887.4
30°	10927.4	7568.6	3811.2	3546.9	3717.1	3806.7	3838.1	3802.2	3829.1	3770.9	3788.8
32.5°	10811.1	7013.3	3542.5	3417.1	3605.2	3600.7	3703.7	3730.6	3667.9	3546.9	3564.8
35°	10860.3	6565.4	3314.0	3358.9	3479.8	3479.8	3560.4	3529.0	3363.3	3291.7	3309.6
37.5°	11200.7	6126.5	3202.1	3278.2	3358.9	3394.7	3367.8	3233.5	3193.1	3193.1	3202.1
40°	11523.1	5750.3	3134.9	3260.3	3246.9	3269.3	3072.3	3085.6	3085.6	3090.2	3067.7
42.5°	11809.7	5495.1	3081.2	3152.8	3175.2	3058.8	2937.9	2924.4	2955.8	2951.3	2933.4
45°	11912.8	5284.6	3005.1	3031.9	3049.8	2857.3	2799.0	2772.2	2808.0	2821.5	2839.4
47.5°	11518.6	5109.9	2920.0	2866.2	2830.4	2705.0	2628.9	2579.6	2624.4	2700.5	2718.4
50°	11012.6	4881.5	2785.6	2682.6	2606.5	2552.7	2498.9	2449.7	2481.0	2534.8	2521.4
52.5°	10264.7	4523.2	2615.4	2507.9	2378.1	2391.5	2342.3	2315.4	2333.3	2333.3	2319.8
55°	9198.8	3717.1	2328.8	2252.7	2145.2	2181.0	2190.0	2154.1	2118.3	2149.7	2122.8
57.5°	6278.8	2624.4	2078.0	2078.0	1970.5	2019.8	2015.3	1930.3	1845.2	1854.1	1836.2
60°	3632.0	2091.5	1916.8	1898.9	1786.9	1827.2	1836.2	1778.0	1648.1	1657.0	1639.1
62.5°	2064.6	1786.9	1674.9	1648.1	1625.7	1661.5	1661.5	1585.4	1473.4	1482.3	1464.4
65°	1755.6	1657.0	1495.8	1491.3	1482.3	1491.3	1455.5	1374.9	1276.4	1236.0	1240.6
67.5°	1594.4	1531.6	1374.9	1334.6	1307.8	1303.2	1236.0	1159.9	1115.2	1079.3	1074.8
70°	1397.3	1348.0	1231.6	1177.8	1151.0	1088.3	1021.1	971.9	909.1	891.2	909.1
72.5°	1106.2	1101.7	1056.9	998.7	940.5	891.2	833.0	765.8	707.6	694.2	662.8
75°	765.8	774.8	783.7	774.8	725.5	662.8	595.6	541.9	470.2	429.9	421.0
77.5°	501.6	515.0	528.5	510.6	479.2	421.0	376.2	309.0	255.2	224.0	219.4
80°	367.3	385.2	394.1	380.6	344.8	300.1	250.8	197.0	156.8	129.9	129.9
82.5°	282.2	300.1	309.0	286.6	250.8	215.0	179.1	138.8	107.5	85.1	80.7
85°	98.6	94.0	111.9	116.5	138.8	129.9	107.5	80.7	62.7	44.8	40.3
87.5°	26.9	26.9	31.4	31.4	26.9	22.4	22.4	22.4	17.9	13.5	13.5
90°	0.0	0.0	0.0	0.0	0.0	0.0	0.0	0.0	0.0	0.0	0.0

(END OF REPORT)